



GLOBAL GAMING
INDUSTRY UPDATE

JUNE 2021

PROVEN TRACK RECORD IN GAMING


LIGHTSTREAM

SALE TO

CS **THE VITEC GROUP**

CREATIVE SOLUTIONS

Video Game / Content Live Streaming




ECHTRA

SALE TO

zynga

AAA Games




CODEMASTERS

FORMERLY **DIRT** **STUDIO**

HAS ACQUIRED

SLIGHTLYMAD STUDIOS

AAA Games



FreshPlanet **SONGPOP**

SALE TO

GAMELOFT

A subsidiary of **vivendi**

Mobile Games



BLAST

PRIVATE PLACEMENT

VÆKSTFONDEN **CREANDUM** **HEARTCORE** **MAKI.VC**

+Private Investors

Esports




elgato **GAMING**

SALE TO

CORSAIR

Video Game / Content Streaming



nWay

Power Rangers

SALE TO

animoca BRANDS

Mobile / Console Games




OUYA

SALE TO

RAZER

Gaming Console



WGT MEDIA

SALE TO

TOPGOLF

Mobile / Online Gaming



JUMPSTART

SALE TO

ND

Mobile Gaming



aeria GAMES

HAS MERGED WITH

Gamepot

SONY

Mobile / Online Gaming



chillingo

SALE TO

EA

Mobile Game Publisher



Contact The Gaming Deal Team



Michael Metzger, Partner

michael.metzger@drakestar.com

+1 310 696 4011

Los Angeles



Marc Deschamps, Managing Partner & Executive Chairman

marc.deschamps@drakestar.com

+44 20 3205 7361

London



Mohit Pareek, Vice President

mohit.pareek@drakestar.com

+1 310 696 4006

Los Angeles

Drake Star Partners is a global investment banking firm serving the technology, media and communications sectors. All securities in the USA, are transacted through Drake Star Securities LLC. In the USA, Drake Star Securities LLC is regulated by [FINRA](#) and is a member of [SIPC](#). All securities in the UK, are transacted through Drake Star UK Limited (FRN 942020) an appointed representative of Kession Capital Ltd (FRN 582160) which is authorised and regulated by the [Financial Conduct Authority](#).

*Some transactions executed by current Drake Star Partners employees while employed at other firms

UNPRECEDENTED DEAL ACTIVITY IN GAMING AND ESPORTS IN H1 2021!



\$60B

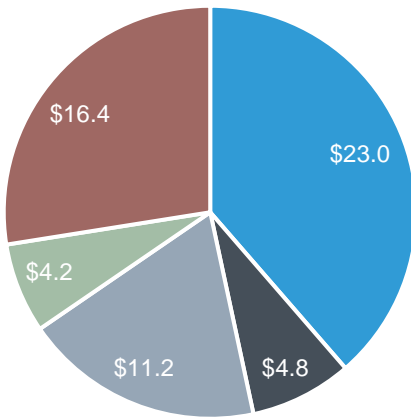
Disclosed value for announced and/or closed deals

635

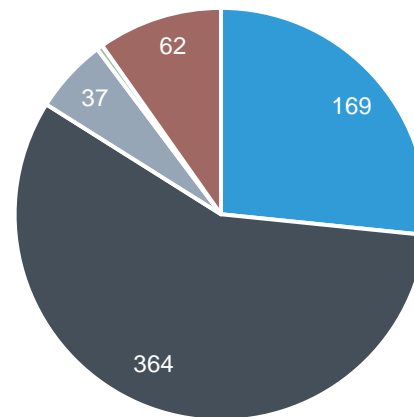
Deals announced and/or closed

- First 6 months of 2021 nearing 2x the dollar amount for full year 2020
- Record consolidation across mobile/PC-Console driven by major strategics (Tencent companies, EA, EPIC, Byte Dance, Embracer, Stillfront) and PE firms (Carlyle, Bain Capital)
- With a total of \$4.8B raised in first 6 months including 19 high value \$50M+ deals, investment from both strategic and financial investors is at an all time high
- Exceptional IPO, direct listings and SPAC activity: Applovin, Playtika, Roblox, Huuuge, Nexters, Play Studios, JamCity, TinyBuild, Nazara, Cherry Group and Krafton announced to raise \$5B in the upcoming IPO

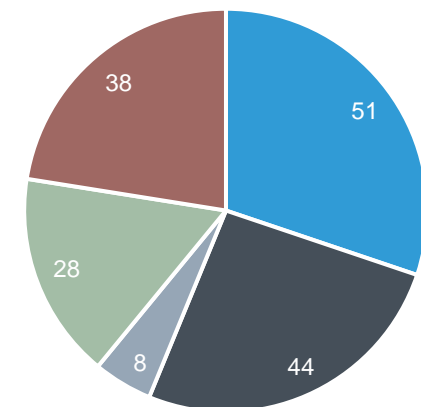
H1'21 Deal Value (\$B)



H1'21 Deal Count



H1'21 M&A Deals By Segment



■ M&A ■ PP ■ IPO ■ SPACs ■ Public Financings

■ PC/Console ■ Mobile ■ Platform ■ Hardware/Tools ■ Esports

GAMING KEY HEADLINES: JUNE 2021

M&A

- EA acquires Playdemic, creator of Golf Clash, from Warner Media for [\\$1.4B](#)
- AT&T to consolidate Warner IP games with Discovery transaction, [divesting](#) other studios
- Tencent acquires majority stake in Berlin-based studio [Yager](#)
- Take-Two acquires Nordeus, best known for soccer game Top Eleven, for [\\$378M](#)
- Azerion acquires social casino developer [Whow](#) Games



Fundraising

- Dream Games raises [\\$155M](#) at \$1B valuation to take Royal Match globally
- VR Chat raises [\\$80M](#), led by Anthos Capital, to build creator economy
- Mythical Games raises [\\$75M](#) to build an NFT game engine
- Educational games platform Lingokids raises [\\$40M](#) for expansion
- Pokerface maker Comunix raises [\\$30M](#) for social mobile games



Public Markets & SPAC News

- PUBG maker Krafton announces to raise [\\$5B](#) in a landmark Korea IPO
- Embracer Group raised [\\$700M](#) in debt to accelerated organic growth
- Cherry Group raised [\\$500M+](#) through IPO on Frankfurt Stock Exchange
- Playstudios starts trading and secured [\\$75M](#) in revolving credit facility to support future growth initiatives



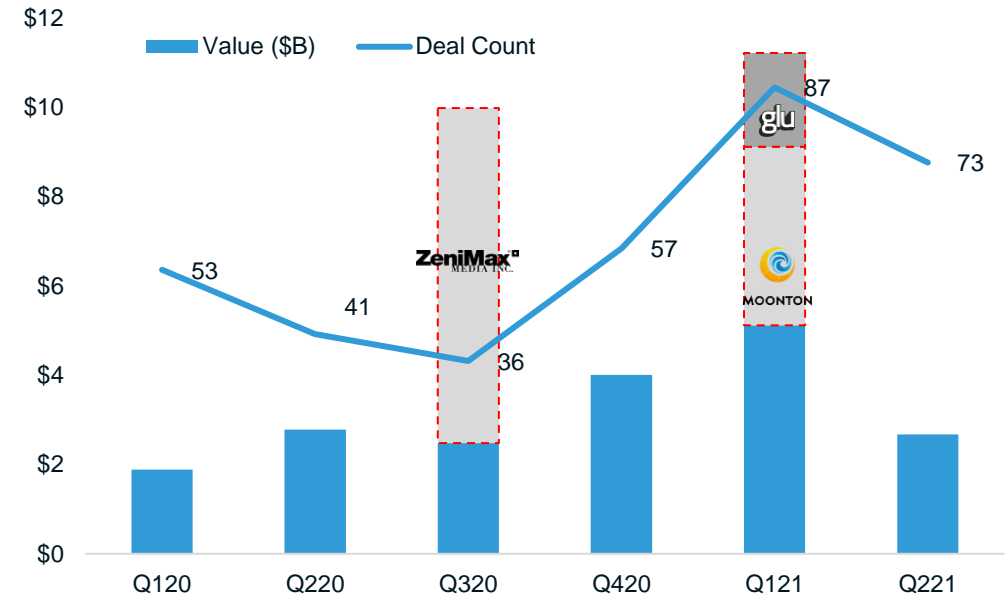
GAMING M&A TRANSACTIONS & VALUATIONS

169 DEALS ANNOUNCED/CLOSED AND \$23B IN DISCLOSED DEAL ACTIVITY IN H1 2021

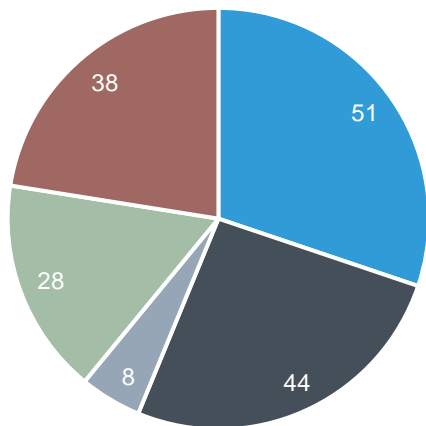


LTM Deal Table (July 2020 – June 2021)	Mobile and PC/Console
# of announced and/or closed Deals / Disclosed Deals	153 / 77
Disclosed Deal Value (\$B)	\$27.5
Revenue Multiple (Median)	
Total Value (31 deals with reported Revenue) ⁽¹⁾	4.2x
At Close (30 deals with reported Revenue) ⁽²⁾	2.3x
EBITDA Multiple (Median)	
Total Value (27 deals with reported EBITDA) ⁽¹⁾	11.0x
At Close (27 deals with reported EBITDA) ⁽²⁾	7.2x

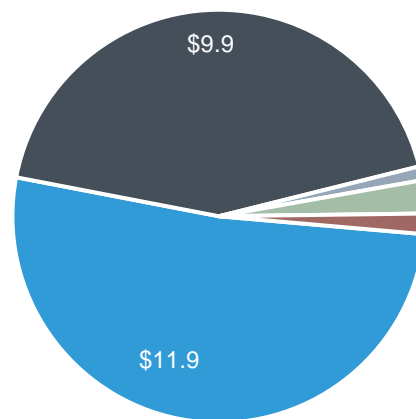
Gaming M&A Announced (\$B): By Quarter



of Deals By Segment: H1 2021



Deal Value (\$B) By Segment: H1 2021



■ PC/Console ■ Mobile ■ Platform ■ Hardware/Tools ■ Esports































Based on announced and/or closed deals during H1 2021

(1) Multiples calculated including earn-outs, wherever disclosed

(2) Multiples calculated using only closing consideration for private transactions (excluding earn-out wherever disclosed)

GAMING M&A TRANSACTIONS: H1 2021

TOP 15 DEALS

Target	Acquirer	Subsector	Deal Size (\$M)	Upfront Payment	Earnout	Total LTM Rev Multiple ⁽¹⁾	At Close LTM Rev Multiple ⁽²⁾	Total LTM EBITDA Multiple ⁽¹⁾	At Close LTM EBITDA Multiple ⁽²⁾	Target Country
 ZeniMax [®] MEDIA INC.	 Microsoft	PC/Console	\$7,500.0	-	-	-	-	-	-	
 MOONTON	 ByteDance	Mobile	\$4,000.0	-	-	-	-	-	-	
 glu	 EA	Mobile	\$2,100.0	-	-	3.7x	-	51.8x	-	
 Playdemic	 EA	Mobile	\$1,400.0	\$1,400.0	-	-	-	-	-	
 gearbox [®] software	 EMBRACER ⁺ GROUP	PC/Console	\$1,380.0	\$188.0	\$1015.0	8.5x**	2.2x**	21.0x**	5.6x**	
 CODEMASTERS [®]	 EA	PC/Console	\$1,248.0	\$1,248.0	-	-	-	29.0x	-	
Easybrain	 EMBRACER ⁺ GROUP	Mobile	\$765.0	-	\$125.0	3.6x*	3.0x*	10.9x*	9.1x*	
 JAGEX	 THE CARLYLE GROUP	PC/Console	\$530.0	-	-	-	-	-	-	
 aspyr	 EMBRACER ⁺ GROUP	PC/Console	\$450.0	\$60.00	\$350.0	11.1x*	2.5x*	39.5x*	8.8x*	
 HYPERX	 hp	Hardware	\$425.0	-	-	-	-	-	-	
 NORDEUS	 T2 INTERACTIVE	Mobile	\$378.0	\$135.0	\$153.0	-	-	-	-	
Chartboost 	 zynga	Platform	\$250.0	\$ 250.0	-	-	-	-	-	
 IGNIS	 BainCapital	Mobile	\$249.1	-	-	7.9x	-	-	-	
 KINGSISLE	 Media and Games Invest plc	PC/Console	\$210.0	\$126.0	\$84.0	7.3x**	4.4x**	10.9x**	6.6x**	
 ninja kiwi more awesome!	 MTG	Mobile	\$189.4	\$ 141.7	\$47.5	4.8x*	3.6x*	9.7x*	7.3x*	

Source: CapIQ, Pitchbook & DSP Research

(1) Multiples calculated including earn-outs, wherever disclosed

(2) Multiples calculated using only closing consideration for private transactions (excluding earn-out wherever disclosed)




* Based on FY2020 Actual financials

** Based on first 9 months of 2020 financials annualized

GAMING M&A TRANSACTIONS JUNE 2021

23 DEALS AND \$2B IN DISCLOSED DEAL ACTIVITY



  **\$1.4B**  

- EA will acquire Playdemic from WarnerMedia for a full consideration of \$1.4B in cash
- Playdemic is best known for its game *Golf Clash*, which has been downloaded 80 million times and has received numerous industry awards as well
- The deal will combine Playdemic's innovative talent with EA's mobile growth engine while contributing to EA's portfolio of more than 15 top live services

 **Tencent**  


- Yager is best known as the developer of the third-person shooter *Spec Ops: The Line*, and has another title called *The Cycle* in development
- The Berlin-based studio will continue operating independently under the terms of the deal, but will gain access to additional development resources
- The acquisition follows a strategic, minority investment that Tencent made in Yager in 2020

 **T2** **\$378M**  
TAKE-TWO INTERACTIVE



- Nordeus is best known for its game *Top Eleven*, a soccer management simulation game
- Nordeus joins Take-Two's roster of mobile-focused developers including Socialpoint and Playdots
- Take-Two will pay \$225M upfront, which will comprise of cash and \$90M in newly issued shares of Take-Two common stock

- The acquisition enables professional creators in numerous industries to more easily import 3D data into Unity using Pixyz's portfolio of products
- The deal follows a partnership that the two companies started in 2018 to collaboratively provide best-in-class 3D data import and optimization tools
- Pixyz's best-in-class portfolio of products are trusted by market leaders across industries

- The acquisition will help grow Azerion's gaming portfolio and is expected to open new investment and production content opportunities for advertisers and publishers in the premium gaming segment
- The acquisition offers WHOW Games to take advantage of Azerion's growing ecosystem, while giving publishers the opportunity to expand their game communities and in-game monetization

 **skillz** **\$150M** 

- Skillz will acquire 100% of Aarki for roughly \$150M in cash and stock
- Skillz's footprint on the mobile gaming industry will be broadened by combining Skillz's competitive mobile gaming platform with Aarki's established advertising capabilities
- Aarki engages in over five trillion monthly advertising auctions and provides industry leading ROI for performance advertisers

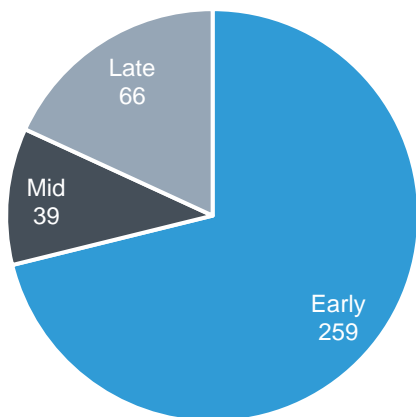
Source: CapIQ, Pitchbook & DSP Research

GAMING PRIVATE PLACEMENTS H1 2021

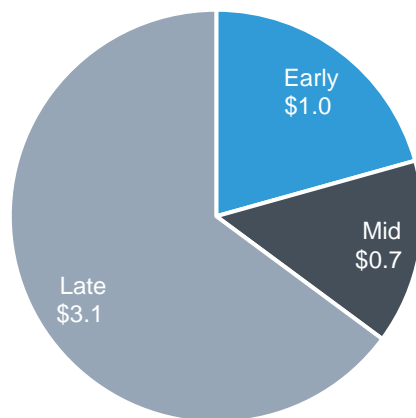
364 DEALS AND \$4.8B IN DISCLOSED PRIVATE PLACEMENTS



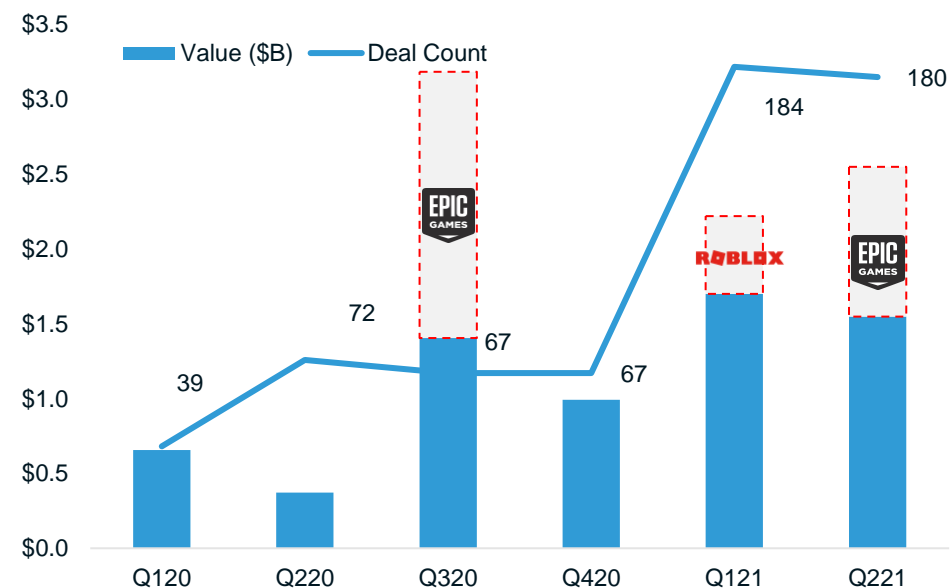
H1 2021: 364 Deals



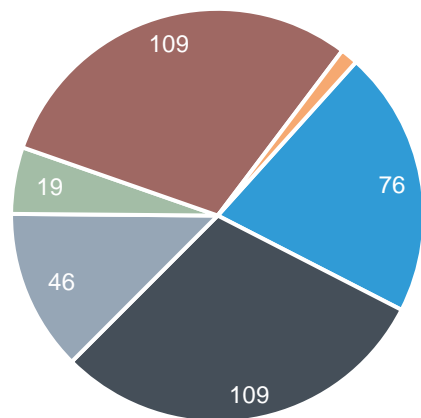
H1 2021: \$4.8B Raised



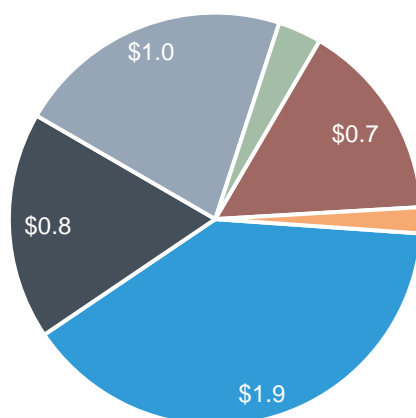
Private Placements (\$B): By Quarter



of Deals By Segment



Deal Value By Segment

































■ PC/Console ■ Mobile ■ Platform ■ Hardware/Tools ■ Esports ■ VR/AR

Source: CapIQ, Pitchbook & DSP Research

GAMING PRIVATE PLACEMENTS: H1 2021

TOP 15 PRIVATE PLACEMENTS

Company	Investors	Segment	Date	Deal Value (\$M)	Valuation (\$M)	Target Country
 EPIC GAMES	Sony, Park West Asset Management, KKR, Altimeter Capital, & others	Platform	April	\$1,000	\$28,700	
 ROBLOX	Dragoneer Investment Group, Altimeter Capital Management, Warner Music Group	Platform	January	\$520	\$29,500	
 CryptoKitties	Coatue Management, Floem Capital	Platform	March	\$305	\$2,600	
 FORTE	Griffin Gaming Partners, Union Grove Ventures, Andreessen Horowitz and Battery Ventures	Platform	May	\$185	\$1,000	
 dream	Index Ventures, Makers Fund, Balderton Capital, Institutional Venture Partners, Kora	Developer	June	\$155	\$1,000	
 MANTICORE GAMES	XN, Softbank, LVP, Benchmark, Bitkraft, Correlation Ventures, Epic Games	Platform	March	\$100	-	
 REC ROOM	Sequoia Capital, Index Ventures, Madrona Venture Group, Charles Fitzgerald, Anarghya Vardhana, YB Choi, Greg Castle	Platform	March	\$100	\$1,250	
 MPL MOBILE PREMIER LEAGUE	Moore Strategic Ventures, Composite Capital	Esports	February	\$95	\$945	
 animoca BRANDS	Kingsway Capital, RIT Capital Partners, HashKey Fintech Investment Fund, AppWorks Fund & other investors	Platform	May	\$88	\$1,000	
 VR CHAT	Anthos Capital, Makers Fund, GFR Fund and others	Platform	June	\$80	-	
 tripledote	Access Industries, Lightspeed Venture Partners & Eldridge	Developer	April	\$78	~\$500	
 MYTHICAL™	Bilibili, RedBirdCapital Partners, Javelin Venture Partners, Struck Capital, Alumni Ventures Group, Galaxy Interactive, 01 Advisors, PROOF, Gary Vaynerchuk, Moore Capital Management, WestCap Group	Platform	June	\$75	-	
 Nazara™ Games	Plutus Wealth Management	Developer	January	\$68	-	
 GENIES	Bond Capital, NetEase, Dapper Labs, Coinbase Ventures, Polychain Capital, HashKey Digital Asset Group & others	Developer	May	\$65	\$395	
 OVERWOLF	Insight Partners, Griffin Gaming Partners, Intel Capital, Ubisoft, Warner Music, Liberty Media	Platform	March	\$53	\$200+	

GAMING PRIVATE PLACEMENTS: JUNE 2021

45 DEALS AND \$565M IN DISCLOSED PRIVATE PLACEMENTS



dream

\$155M Raised at
\$1B Valuation



- Investors – Index Ventures, Makers Fund, Balderton Capital, Institutional Venture Partners, Kora
- The funds will support Dream Games' goal of expanding the reach of their debut mobile game, Royal Match, to a global audience
- This round represents the largest Series B financing in Turkey after their debut game amassed 6 million monthly active users

VR CHAT

\$80M Raised



- Investors – Anthos Capital, GFR Fund, Makers Fund, and other undisclosed investors
- The funds will be used to expedite the development of a creator economy where members can earn and accumulate, build an enhanced social discovery system for more meaningful user experiences throughout, and continue the expansion into more platforms

MYTHICAL™ \$75M Raised



- Investors - Bilibili, RedBirdCapital Partners, Javelin Venture Partners, Struck Capital, Alumni Ventures Group, Galaxy Interactive, 01 Advisors, PROOF, Gary Vaynerchuk, Moore Capital Management, WestCap Group
- The company aims to expand the ambitions of their first title and locate a substantial platform opportunity to accelerate mass-market adoption of the blockchain technology

LINGOKIDS \$40M Raised



- Investors - GP Bullhound, HV Capital, Ravensberger and other undisclosed investors
- The company plans on using the funding for further international expansion, development of new and engaging content for kids, as well as global hiring
- Lingokids has raised \$65 million to date and reached positive EBITDA in 2020

comunix

\$30M Raised



- Investors - Altshuler Shaham Investment House, Baladi, Eitan Reisel, Kaedan Capital, March Capital, Mitch Garber, Moon Active, Powerhouse Capital, Shay Ben-Yitzhak, Velo Partners
- Comunix will use its new funding to continue growing *Pokerface*, its flagship game, further expand its gaming platform, and aggressively hire talent across the company

PMML \$22M Raised

































- Investors - Eight Capital, Cormark Securities, Canaccord Genuity, M Partners
- The funding will facilitate PMML's esports betting and media operations, run through its subsidiary, Rivalry
- The company expects to use the proceeds to fund Rivalry's growth through recruiting, country expansion, new products, and media expansion

Source: CapIQ, Pitchbook & DSP Research









































GAMING LEAGUE TABLES

TOP 10 STRATEGIC BUYERS AND FINANCIAL INVESTORS H1 2021

M&A League Table

Company Name	Disclosed Value (\$M)	# of Acquisitions	Select Deals
	-	10	 
	2,609	7	 
	4,748	4	 
	303	4	 
	-	4	 
	4,015	3	 
	378	3	 
	250	3	 
	119	3	 
	-	3	 

VC League Table

VC Investor	Deals	Deal Value (\$M)	Select 2021 Investments	Location	Focus
	12	345	 		Early
	10	173	 		Seed to Early
	8	105	 		Seed to Early
	7	182	 		Early to Late
	7	32	 		Seed
	6	41	 		Early
	6	33	 		Seed
	5	320	 		Early to Late
	5	279	 		Seed to Late
	5	40	 		Early to Mid

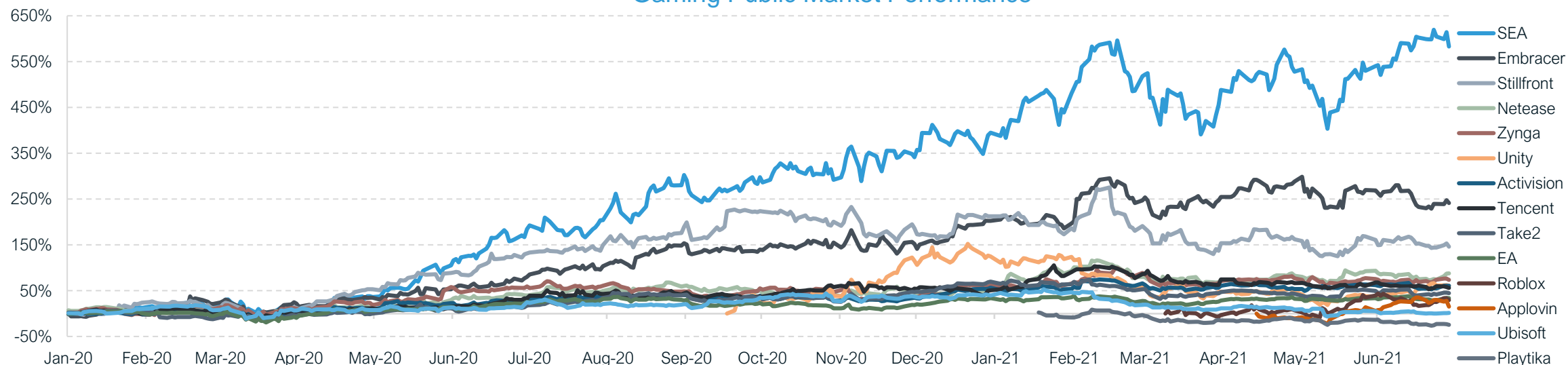
Source: CapIQ, Pitchbook & DSP Research

GAMING PUBLIC MARKETS

GAMING IPOs AND MARKET PERFORMANCE



Gaming Public Market Performance



Gaming IPOs: June 2021

Company	Segment	Exchange	Amount Raised (\$M)	IPO Valuation (\$M)	EV/Rev at IPO	Current M-Cap	Listing Day Return	Return Since Listing
KRAFTON	Mobile	Korea	\$5,000 (announced)	\$25,000	N/A	N/A	N/A	N/A
CHERRY	Hardware	Germany	\$432	\$828	6.0x	920	-0.7%	-0.7%
WICKET GAMING	Mobile	Sweden	\$2.3	\$4.5	N/A	N/A	N/A	N/A
WonderPlanet	Mobile	Japan	\$4.4	\$49	1.6x	\$76	88.1%	52.0%
Game On	Mobile	Canada	N/A	\$52.5	N/A	\$22.4	N/A	-57.3%

Source: CapIQ, Pitchbook & DSP Research

PUBLIC MARKET VALUATIONS

ONLINE/MOBILE GAME DEVELOPERS & PUBLISHERS



Company Name	Ticker	Country	LTM	Price	Mcap	EV	Revenue LTM	EBITDA LTM	EV/Revenue LTM	EV/Revenue NTM	EV/EBITDA LTM	EV/EBITDA NTM	Price/Earnings LTM	Price/Earnings NTM	Revenue Growth LTM	Revenue Growth NTM	EBITDA Growth LTM	EBITDA Growth NTM	EBITDA/Rev LTM	
North America / Europe - Mobile Focused																				
Zynga	ZNGA	US	31-Mar-21	\$10.78	\$11,736.9	\$11,814.8	\$2,251.3	\$175.4	5.2x	4.2x	56.8x	16.8x	NM	26.0x	54%	26%	-1%	300%	7.8%	
Playtika	PLTK	IL	31-Mar-21	\$24.24	\$9,928.8	\$11,454.2	\$2,476.2	\$605.0	4.6x	4.3x	18.4x	11.6x	NM	20.8x	26%	7%	5%	63%	24.4%	
Stillfront Group	SF	SE	31-Mar-21	\$9.90	\$3,563.6	\$3,931.7	\$572.7	\$161.6	6.7x	5.2x	23.2x	13.6x	45.1x	19.2x	102%	29%	131%	74%	28.2%	
Modern Times Group	MTG B	SE	31-Mar-21	\$13.83	\$1,526.8	\$1,507.1	\$468.3	\$49.0	3.1x	2.4x	27.5x	13.3x	NM	NM	-3%	31%	NA	127%	10.5%	
Ten Square Games	TEN	PL	31-Mar-21	\$135.23	\$982.8	\$909.9	\$166.4	\$48.4	5.3x	4.8x	17.9x	16.6x	22.0x	20.1x	126%	8%	71%	8%	29.1%	
Huuuge	HUGE	US	31-Mar-21	\$9.65	\$780.7	\$597.3	\$352.4	\$40.3	1.6x	1.5x	13.4x	9.1x	NM	16.0x	NA	15%	NA	63%	11.4%	
Rovio	ROVIO	FI	31-Mar-21	\$7.96	\$592.1	\$433.6	\$320.2	\$51.6	1.3x	1.3x	7.8x	8.5x	16.2x	18.1x	-4%	3%	84%	3%	16.1%	
G5 Entertainment	G5EN	SE	31-Mar-21	\$63.26	\$565.3	\$540.5	\$157.2	\$26.8	3.4x	3.0x	18.9x	11.1x	24.9x	19.7x	11%	11%	327%	78%	17.1%	
SciPlay	SCPL	US	31-Mar-21	\$17.32	\$422.3	\$536.3	\$615.0	\$176.1	0.9x	0.9x	3.0x	2.8x	19.7x	17.4x	32%	1%	40%	10%	28.6%	
Atari	ATA	FR	30-Sep-20	\$0.61	\$185.1	\$186.7	\$24.8	-\$1.8	7.4x	6.9x	NM	NA	NM	51.6x	3%	8%	NA	NA	-7.1%	
MAG Interactive	MAGI	SE	28-Feb-21	\$5.09	\$134.6	\$131.6	\$34.2	-\$0.7	3.9x	3.4x	NM	20.4x	NM	NM	34%	15%	NA	1001%	-2.1%	
Flexion Mobile	FLEXM	GB	31-Mar-21	\$1.77	\$88.5	\$67.9	\$33.7	\$0.0	2.0x	1.4x	NM	49.1x	NM	NM	158%	39%	NA	19517%	0.0%	
Next Games	NXTGMS	FI	31-Dec-20	\$2.10	\$63.1	\$62.5	\$33.3	-\$2.1	1.9x	1.2x	NM	58.6x	NM	NM	-22%	56%	NA	153%	-6.2%	
Popreach	POPR	CA	31-Mar-21	\$0.58	\$42.5	\$33.8	\$17.4	\$1.9	1.9x	1.5x	15.1x	8.8x	NM	10.8x	-4%	26%	NA	101%	11.1%	
									Average	3.5x	3.0x	20.2x	18.5x	25.6x	22.0x	39%	20%	94%	1654%	12.1%
									Median	3.3x	2.7x	18.1x	13.3x	22.0x	19.4x	26%	15%	71%	78%	11.2%
North America / Europe - PC/Console Focused																				
Activision Blizzard	ATVI	US	31-Mar-21	\$95.61	\$74,290.6	\$68,388.6	\$8,573.0	\$3,186.0	8.0x	7.9x	20.8x	17.5x	32.3x	25.6x	33%	1%	55%	23%	37.2%	
Electronic Arts	EA	US	31-Mar-21	\$144.10	\$41,174.2	\$36,962.2	\$5,629.0	\$1,234.0	6.6x	5.0x	27.5x	14.9x	50.2x	22.9x	2%	31%	-23%	101%	21.9%	
Take-Two Interactive	TTWO	US	31-Mar-21	\$178.10	\$19,532.2	\$16,991.9	\$3,372.8	\$759.3	5.0x	5.0x	21.3x	24.0x	35.0x	37.4x	9%	1%	54%	7%	22.5%	
Embracer Group	EMBRAC B	SE	31-Mar-21	\$27.57	\$13,798.3	\$12,296.8	\$1,182.8	\$339.8	10.2x	6.6x	33.0x	14.0x	NM	24.7x	72%	54%	187%	153%	28.7%	
Ubisoft	UBI	FR	31-Mar-21	\$69.87	\$8,532.8	\$8,814.5	\$2,610.1	\$733.0	3.3x	3.2x	11.9x	6.3x	69.0x	24.5x	39%	6%	596%	87%	28.1%	
CD Projekt	CDR	PL	31-Mar-21	\$49.65	\$5,002.2	\$4,541.4	\$542.5	\$282.4	8.0x	14.1x	15.4x	22.0x	17.3x	36.2x	238%	-43%	302%	30%	52.1%	
Keyword Studios	KWS	IE	31-Dec-20	\$34.57	\$2,599.0	\$2,507.1	\$456.9	\$62.3	5.4x	4.3x	34.1x	23.3x	97.1x	38.4x	14%	30%	26%	77%	13.6%	
Paradox Interactive	PDX	SE	31-Mar-21	\$20.89	\$2,206.1	\$2,144.7	\$201.6	\$86.0	10.4x	9.5x	23.0x	15.7x	42.9x	34.6x	21%	9%	24%	55%	42.6%	
Frontier Developments	FDEV	GB	30-Nov-20	\$33.01	\$1,283.6	\$1,267.0	\$108.1	\$27.8	11.3x	7.8x	40.7x	19.8x	53.3x	39.7x	42%	45%	142%	121%	25.7%	
Team17 Group	TM17	GB	31-Dec-20	\$9.83	\$1,271.9	\$1,188.9	\$113.3	\$38.7	10.4x	9.7x	30.1x	26.0x	42.3x	37.0x	34%	7%	34%	16%	34.2%	
Sumo Group	SUMO	GB	31-Dec-20	\$5.09	\$865.4	\$874.9	\$94.1	\$16.7	9.2x	6.1x	46.6x	26.5x	NM	40.9x	41%	51%	23%	95%	17.7%	
Media and Games Invest	M8G	MT	31-Mar-21	\$5.49	\$821.6	\$760.1	\$214.2	\$31.8	3.5x	3.1x	23.6x	11.6x	NM	39.1x	66%	13%	144%	102%	14.9%	
PlayWay	PLW	PL	31-Mar-21	\$122.90	\$811.1	\$771.1	\$44.2	\$31.4	16.8x	10.2x	22.1x	14.2x	15.0x	16.6x	34%	64%	32%	65%	71.1%	
EG7	EG7	SE	31-Mar-21	\$8.96	\$777.0	\$670.8	\$89.7	\$6.8	7.3x	2.5x	96.1x	8.5x	NM	17.5x	148%	189%	339%	1035%	7.6%	
Remedy Entertainment	REMEDY	FI	31-Dec-20	\$54.77	\$715.9	\$692.1	\$56.5	\$17.5	12.6x	12.5x	40.6x	35.0x	53.7x	49.9x	39%	1%	95%	16%	31.0%	
tinyBuild	TBLD	US	31-Dec-20	\$3.36	\$676.6	\$650.7	\$37.6	\$8.8	17.0x	13.2x	71.1x	33.4x	NM	49.6x	35%	30%	NA	121%	23.4%	
Nacon	NACON	FR	31-Mar-21	\$6.74	\$571.9	\$515.9	\$208.7	\$43.2	2.4x	2.3x	11.8x	6.1x	NM	18.4x	37%	8%	37%	94%	20.7%	
Thunderful Group	THUNDR	SE	31-Mar-21	\$6.94	\$478.5	\$449.1	\$354.5	\$30.6	1.2x	1.3x	14.0x	10.4x	26.5x	15.7x	NA	-2%	NA	37%	8.6%	
Focus Home Interactive	ALFOC	FR	30-Sep-20	\$71.44	\$455.8	\$439.1	\$195.6	\$48.3	2.2x	2.1x	9.0x	6.3x	25.6x	20.5x	3%	4%	98%	42%	24.7%	
Digital Bros	DIB	IT	31-Mar-21	\$29.84	\$425.5	\$422.0	\$180.8	\$68.9	2.3x	2.4x	5.9x	6.3x	12.8x	15.4x	18%	-3%	108%	4%	38.1%	
Motorsport Games	MSGM	US	31-Mar-21	\$13.86	\$258.3	\$213.4	\$18.3	-\$14.8	11.7x	7.3x	NM	NM	NM	NM	NA	59%	NA	52%	-81.1%	
Zordix	ZORDIX B	SE	31-Dec-20	\$5.41	\$140.9	\$137.5	\$4.9	\$0.8	29.1x	NA	NM	NA	NM	NA	129%	NA	442%	NA	16.9%	
Starbreeze AB	STAR B	SE	31-Mar-21	\$0.15	\$107.7	\$132.2	\$14.2	\$4.3	9.1x	NA	22.2x	NA	NM	NA	-51%	NA	NA	NA	30.5%	
Bloober Team	BLO	PL	31-Mar-21	\$5.04	\$89.0	\$85.0	\$11.4	\$4.7	7.2x	NA	17.0x	NA	24.1x	NA	93%	NA	125%	NA	41.7%	
									Average	8.8x	6.5x	29.0x	17.1x	39.8x	30.2x	50%	26%	142%	111%	23.9%
									Median	8.0x	6.1x	22.6x	15.3x	35.0x	30.1x	36%	9%	96%	65%	25.2%

Source: Capital IQ, As of June 29, 2021, in \$ mn except share price, EV/EBITDA multiples less than 0 and greater than 100 are denoted as NM

PUBLIC MARKET VALUATIONS

DEVELOPERS IN JAPAN/KOREA & HARDWARE/PLATFORMS/TOOLS



Company Name	Ticker	Country	LTM	Price	Mcap	EV	Revenue		EBITDA		EV/Revenue		EV/EBITDA		Price/Earnings		Revenue Growth		EBITDA Growth		EBITDA/Rev LTM
							LTM	LTM	LTM	NTM	LTM	NTM	LTM	NTM	LTM	NTM	LTM	NTM	LTM	NTM	
Japan/Korea																					
Sony	6758	JP	31-Mar-21	\$97.86	\$123,377.4	\$134,561.0	\$81,369.3	\$12,309.7	1.7x	1.6x	10.1x	10.1x	11.7x	18.1x	9%	7%	8%	9%	15.1%		
Nintendo	7974	JP	31-Mar-21	\$588.22	\$69,660.5	\$53,890.1	\$15,903.5	\$5,890.0	3.4x	3.4x	9.0x	9.4x	16.0x	17.5x	34%	-1%	80%	3%	37.0%		
NEXON	3659	JP	31-Mar-21	\$22.60	\$19,724.3	\$14,750.2	\$2,699.6	\$1,190.5	5.5x	5.1x	12.3x	11.9x	42.8x	19.4x	25%	7%	29%	4%	44.1%		
Ncsoft	A036570	KR	31-Mar-21	\$725.85	\$14,958.0	\$13,459.3	\$1,948.9	\$630.1	6.9x	4.6x	21.5x	12.3x	35.8x	21.5x	6%	51%	3%	74%	32.3%		
NetMarble	A251270	KR	31-Mar-21	\$119.21	\$9,658.8	\$9,506.2	\$2,236.8	\$368.4	4.3x	3.6x	17.5x	22.6x	34.7x	33.0x	13%	18%	34%	15%	16.5%		
Konami Holdings	9766	JP	31-Mar-21	\$61.65	\$8,175.9	\$7,268.8	\$2,465.3	\$760.3	2.9x	2.7x	9.5x	9.2x	28.4x	19.8x	4%	9%	20%	4%	30.8%		
Capcom	9697	JP	31-Mar-21	\$28.92	\$6,213.5	\$5,630.5	\$861.7	\$338.0	6.5x	5.7x	16.6x	13.1x	13.8x	22.8x	17%	15%	46%	27%	39.2%		
Square Enix	9684	JP	31-Mar-21	\$49.97	\$5,988.4	\$4,666.0	\$3,006.6	\$495.0	1.6x	1.5x	9.4x	9.4x	24.6x	19.7x	28%	1%	36%	0%	16.5%		
Pearl Abyss	A263750	KR	31-Mar-21	\$65.08	\$4,007.8	\$3,747.0	\$404.8	\$129.8	9.3x	5.8x	29.0x	18.0x	62.7x	40.5x	-14%	61%	-23%	61%	32.1%		
Kakao Games	A293490	KR	31-Mar-21	\$51.30	\$3,927.4	\$3,640.0	\$469.3	\$81.6	7.8x	5.3x	44.5x	33.0x	43.3x	43.3x	34%	48%	68%	36%	17.4%		
Sega Sammy	6460	JP	31-Mar-21	\$13.29	\$3,104.9	\$2,214.2	\$2,511.3	\$207.7	0.9x	0.8x	14.1x	5.3x	NM	18.8x	-24%	15%	-51%	101%	8.3%		
DeNA	2432	JP	31-Mar-21	\$21.54	\$2,569.1	\$1,969.6	\$1,238.4	\$240.3	1.6x	1.6x	7.3x	8.9x	11.4x	16.7x	13%	2%	88%	8%	19.4%		
GungHo Online	3765	JP	31-Mar-21	\$20.11	\$1,356.4	\$501.1	\$976.6	\$347.7	0.5x	0.6x	1.4x	1.6x	7.6x	8.1x	25%	-8%	79%	13%	35.6%		
NHN Entertainment	A181710	KR	31-Mar-21	\$72.50	\$1,333.1	\$995.9	\$1,543.5	\$144.9	0.6x	0.6x	6.7x	5.6x	57.2x	18.5x	15%	16%	2%	24%	9.4%		
Com2uS	A078340	KR	31-Mar-21	\$108.44	\$1,323.2	\$791.5	\$467.7	\$104.0	1.7x	1.2x	7.5x	4.8x	19.0x	10.3x	15%	40%	-7%	59%	22.2%		
Gree	3632	JP	31-Mar-21	\$5.40	\$1,166.0	\$388.3	\$522.7	\$39.6	0.7x	0.7x	9.8x	6.0x	18.1x	31.6x	-11%	5%	-15%	62%	7.6%		
DOUBLEUGAMES	A192080	KR	31-Mar-21	\$52.36	\$890.4	\$963.5	\$607.1	\$221.2	1.6x	1.6x	4.4x	4.6x	8.9x	9.5x	30%	0%	24%	5%	36.4%		
WeMade Entertainment	A112040	KR	31-Mar-21	\$47.95	\$792.7	\$727.1	\$152.1	\$13.3	4.8x	2.8x	55.8x	8.2x	NM	11.5x	46%	73%	186%	567%	8.8%		
JOYCITY	A067000	KR	31-Mar-21	\$10.07	\$443.5	\$425.9	\$167.7	\$20.9	2.6x	1.9x	20.4x	12.2x	34.2x	11.3x	76%	33%	42%	67%	12.5%		
SNK	A950180	JP	30-Apr-21	\$18.63	\$394.3	\$214.0	\$75.1	\$14.4	2.9x	2.6x	15.3x	6.9x	47.0x	16.7x	7%	10%	-41%	119%	19.2%		
GAMEVIL Inc.	A063080	KR	31-Mar-21	\$34.35	\$221.8	\$311.9	\$116.1	\$26.8	2.7x	2.1x	11.7x	7.1x	10.7x	8.0x	4%	26%	3497%	64%	23.1%		
Vespa	A299910	KR	31-Mar-21	\$23.05	\$177.7	\$172.1	\$58.2	-\$31.2	3.0x	1.4x	NM	NA	NM	NA	-22%	108%	NA	NA	-53.5%		
Me2on	A201490	KR	31-Mar-21	\$5.58	\$174.4	\$174.0	\$112.7	\$44.0	1.6x	NA	4.0x	NA	17.5x	NA	0%	NA	6%	NA	39.0%		
									Average	3.3x	2.6x	15.4x	10.5x	27.3x	19.8x	14%	24%	187%	63%	20.4%	
									Median	2.7x	2.0x	10.9x	9.2x	21.8x	18.5x	13%	15%	26%	27%	19.4%	
Hardware, Platforms & Tools																					
Roblox	RBLX	US	31-Mar-21	\$92.60	\$52,766.4	\$51,412.7	\$1,149.3	-\$276.9	44.7x	18.8x	NM	80.2x	NM	NM	106%	138%	NA	332%	-24.1%		
Unity	U	US	31-Mar-21	\$110.85	\$30,973.4	\$29,461.6	\$840.2	-\$308.3	35.1x	27.3x	NM	NM	NM	NM	44%	28%	NA	86%	-36.7%		
Applovin	APP	US	31-Mar-21	\$83.32	\$30,384.5	\$32,269.9	\$1,794.8	\$318.4	18.0x	11.5x	93.2x	42.6x	NM	NM	NA	56%	NA	138%	17.7%		
Logitech	LOGN	CH	31-Mar-21	\$122.51	\$20,635.9	\$18,877.9	\$5,252.3	\$1,232.9	3.5x	3.6x	14.8x	21.4x	21.7x	29.0x	76%	1%	229%	28%	23.5%		
Corsair Gaming	CRSR	US	31-Mar-21	\$33.26	\$3,066.2	\$3,268.8	\$1,923.3	\$259.6	1.7x	1.6x	11.8x	13.2x	20.9x	19.3x	65%	7%	229%	5%	13.5%		
Razer	1337	US	31-Dec-20	\$0.28	\$2,428.0	\$1,839.6	\$1,214.6	\$28.0	1.5x	1.3x	56.4x	26.6x	NM	NM	48%	18%	NA	146%	2.3%		
									Average	17.4x	10.7x	44.0x	36.8x	21.3x	24.1x	68%	41%	229%	123%	-0.6%	
									Median	10.7x	7.6x	35.6x	26.6x	21.3x	24.1x	65%	23%	229%	112%	7.9%	

Source: Capital IQ, As of June 29, 2021, in \$ mn except share price, EV/EBITDA multiples less than 0 and greater than 100 are denoted as NM

PUBLIC MARKET VALUATIONS

ONLINE/MOBILE GAME DEVELOPERS IN CHINA/INDIA/SE ASIA AND ESPORTS



Company Name	Ticker	Country	LTM	Price	Mcap	EV	Revenue		EBITDA		EV/Revenue		EV/EBITDA		Price/Earnings		Revenue Growth		EBITDA Growth		EBITDA/Rev LTM
							LTM	LTM	LTM	NTM	LTM	NTM	LTM	NTM	LTM	NTM	LTM	NTM	LTM	NTM	
China, South East Asia (US and HKG listed) & India																					
Tencent Holdings	700	CN	31-Mar-21	\$76.05	\$723,547.6	\$742,545.8	\$77,725.2	\$27,661.1	9.5x	7.8x	25.5x	21.4x	27.0x	32.0x	27%	21%	27%	24%	35.6%		
Sea Limited	SE	SG	31-Mar-21	\$287.19	\$150,612.1	\$146,600.5	\$5,424.4	-\$1,140.7	27.0x	16.3x	NM	NM	NM	NM	114%	66%	NA	177%	-21.0%		
NetEase	NTES	CN	31-Mar-21	\$114.74	\$74,635.1	\$64,787.1	\$11,769.7	\$2,734.0	5.5x	4.6x	23.1x	20.1x	39.2x	27.3x	25%	18%	4%	16%	23.2%		
G-bits Network	603444	CN	31-Mar-21	\$83.37	\$5,991.6	\$5,649.1	\$476.2	\$226.0	11.7x	9.0x	24.7x	16.9x	35.5x	26.0x	30%	30%	6%	46%	47.5%		
YY	YY	CN	31-Mar-21	\$68.92	\$5,389.9	\$1,647.3	\$2,320.3	-\$177.6	0.7x	0.5x	NM	44.7x	NM	NM	323%	30%	NA	121%	-7.7%		
HUYA	HUYA	CN	31-Mar-21	\$17.65	\$4,169.7	\$2,556.6	\$1,695.1	\$132.3	1.5x	1.3x	17.7x	10.5x	30.9x	29.2x	21%	15%	99%	82%	7.8%		
XD Inc.	2400	CN	31-Dec-20	\$7.52	\$3,550.2	\$3,258.6	\$436.2	\$21.0	7.5x	6.5x	NM	82.7x	NM	NM	0%	14%	-77%	86%	4.8%		
Archosaur Games Inc.	9990	CN	31-Dec-20	\$2.00	\$1,628.0	\$1,143.1	\$185.2	\$16.8	6.2x	2.6x	53.3x	7.1x	NM	12.2x	13%	131%	-69%	847%	9.1%		
NetDragon	777	CN	31-Dec-20	\$2.63	\$1,458.6	\$1,030.7	\$940.1	\$240.1	1.1x	0.9x	4.1x	4.1x	10.0x	8.4x	6%	15%	26%	3%	25.5%		
iDreamSky	1119	CN	31-Dec-20	\$0.64	\$771.8	\$1,015.9	\$492.0	\$75.1	2.1x	1.9x	13.3x	7.8x	NM	12.9x	15%	10%	-12%	72%	15.3%		
Nazara	543280	IN	31-Mar-21	\$20.73	\$631.4	\$569.9	\$62.1	\$6.2	9.3x	NA	98.8x	NA	NM	NA	84%	NA	NA	NA	10.0%		
Ourgame	6899	CN	31-Dec-20	\$0.09	\$101.3	\$134.2	\$61.9	-\$23.6	7.9x	NA	NM	NA	NM	NA	-24%	NA	NA	NA	-139.7%		
FingerTango	6860	CN	31-Dec-20	\$0.03	\$51.9	-\$54.9	\$114.6	\$17.4	NM	NA	NM	NA	2.6x	NA	-29%	NA	302%	NA	15.2%		
Digital Hollywood	2022	CN	31-Dec-20	\$0.01	\$21.8	-\$8.2	\$17.6	-\$0.8	NM	NA	NM	NA	NM	NA	-2%	NA	NA	NA	-4.8%		
									Average	7.5x	5.1x	32.6x	23.9x	24.2x	21.1x	43%	35%	34%	147%	1.5%	
									Median	6.8x	3.6x	23.9x	16.9x	28.9x	26.0x	18%	20%	6%	77%	9.5%	
China (Shenzhen listed)																					
Qihoo 360	601360	CN	31-Mar-21	\$1.92	\$13,696.4	\$9,965.0	\$1,818.6	\$334.4	5.4x	4.6x	29.4x	16.5x	29.2x	25.3x	-4%	669%	-36%	1068%	18.4%		
37Games	002555	CN	31-Mar-21	\$3.76	\$8,331.0	\$7,550.6	\$2,117.4	\$349.2	3.5x	2.5x	21.3x	10.2x	24.5x	16.6x	-3%	40%	-24%	108%	16.5%		
Perfect World	002624	CN	31-Mar-21	\$3.71	\$7,408.2	\$7,244.4	\$1,508.0	\$205.3	4.7x	3.9x	34.8x	17.0x	33.2x	18.3x	15%	23%	0%	104%	13.6%		
Giant Network	002558	CN	31-Mar-21	\$2.08	\$3,949.5	\$3,503.0	\$319.2	\$84.3	10.8x	9.0x	41.0x	17.3x	24.9x	25.3x	-19%	20%	-36%	137%	26.4%		
Beijing Kunlun	300418	CN	31-Mar-21	\$2.62	\$3,008.9	\$3,322.1	\$293.0	\$145.4	11.2x	4.7x	22.5x	16.3x	4.1x	12.8x	-43%	137%	278%	38%	49.6%		
Youzu Interactive	002174	CN	31-Mar-21	\$2.75	\$2,495.7	\$2,541.8	\$677.0	\$12.8	3.7x	3.5x	NM	9.8x	NM	30.3x	23%	5%	-56%	1900%	1.9%		
Ourpalm	300315	CN	31-Mar-21	\$0.66	\$1,808.8	\$1,442.3	\$264.5	\$49.4	5.4x	4.1x	28.8x	9.6x	35.7x	14.2x	4%	33%	-28%	200%	18.7%		
Kingnet Network	002517	CN	31-Mar-21	\$0.67	\$1,447.3	\$1,327.2	\$239.3	\$38.2	5.5x	3.7x	34.2x	13.5x	25.8x	15.3x	-12%	49%	12%	153%	16.0%		
Dalian Zeus	002354	CN	31-Mar-21	\$0.55	\$908.2	\$791.0	\$162.2	-\$29.0	4.8x	NA	NM	NA	26.9x	NA	-7%	NA	NA	NA	-17.9%		
ZQ Games	300052	CN	31-Mar-21	\$1.27	\$334.5	\$339.2	\$46.9	-\$2.9	7.1x	1.3x	NM	22.3x	NM	30.2x	-32%	469%	NA	613%	-6.2%		
									Average	6.2x	4.1x	30.3x	14.7x	25.5x	20.9x	-8%	161%	14%	480%	13.7%	
									Median	5.4x	3.9x	29.4x	16.3x	26.4x	18.3x	-5%	40%	-26%	153%	16.2%	
Esports																					
Enthusiast Gaming Holdings Inc.	EGLX	CA	31-Mar-21	\$5.98	\$754.9	\$749.9	\$76.2	-\$18.2	9.7x	5.5x	NM	NM	NM	NM	396%	76%	NA	69%	-23.9%		
Esports Technologies, Inc.	EBET	US	31-Mar-21	\$20.73	\$270.5	\$269.0	\$0.2	NA	NM	NA	NM	NA	NM	NA	NA	NA	NA	NA	NA		
Esports Entertainment Group, Inc.	GMBL	MT	31-Mar-21	\$10.89	\$227.5	\$211.5	\$8.0	-\$14.7	26.5x	2.6x	NM	NM	NM	NM	NA	937%	NA	69%	-184.2%		
Super League Gaming, Inc.	SLGG	US	31-Mar-21	\$5.40	\$192.9	\$157.3	\$2.6	-\$16.9	60.3x	24.2x	NM	NM	NM	NM	142%	149%	NA	7%	-647.6%		
Guild Esports Plc	GILD	GB	30-Sep-20	\$0.10	\$53.3	\$49.8	\$0.0	-\$3.3	NM	5.0x	NM	NM	NM	NA	NA	NA	NA	48%	NA		
Astralis A/S	ASTRLS	DK	31-Dec-20	\$0.82	\$46.6	\$38.2	\$8.5	-\$3.0	4.6x	NA	NM	NA	NM	NA	6%	NA	NA	NA	-35.0%		
									Average	25.3x	9.3x	NM	NM	NM	NM	181%	387%	NM	49%	-222.7%	
									Median	18.1x	5.3x	NM	NM	NM	NM	142%	149%	NM	59%	-109.6%	

Source: Capital IQ, As of June 29, 2021, in \$ mn except share price, EV/EBITDA multiples less than 0 and greater than 100 are denoted as NM

DRAKE STAR PARTNERS

A LEADING GLOBAL TMC M&A INVESTMENT BANK

400+

TRANSACTIONS
COMPLETED

70%

CROSS-BORDER
DEALS

95+

BANKERS

9

OFFICES GLOBALLY



NEW YORK



LONDON



MUNICH



AMSTERDAM



SAN
FRANCISCO



SINGAPORE*



DUBAI*



LOS ANGELES



PARIS



BERLIN



GENEVA

Drake Star Partners is a global investment banking firm serving the technology, media and communications sectors. All securities in the USA, are transacted through Drake Star Securities LLC. In the USA, Drake Star Securities LLC is regulated by [FINRA](#) and is a member of [SIPC](#). All securities in the UK, are transacted through Drake Star UK Limited (FRN 942020) an appointed representative of Kession Capital Ltd (FRN 582160) which is authorised and regulated by the [Financial Conduct Authority](#).

*Singapore and Dubai are partner offices